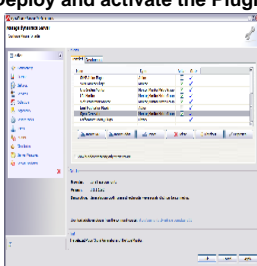
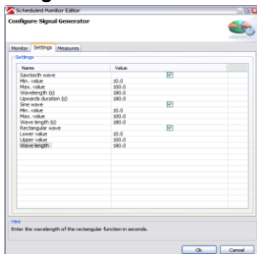
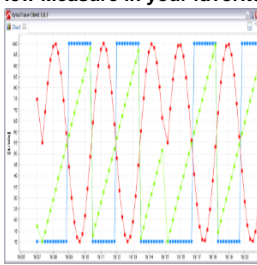


Signal Generator Plugin

Name	Signal Generator Plugin
Description	Generate sawtooth, sine and rectangular wave signals, combine them and use them for educational purpose in Charts, Incidents or Business Transactions.
Plugin Version	1.0
Compatible with	dynaTrace 3.0, 3.2, 3.5
Author	Florian Ortner (florian.ortner@dynatrace.com)
Download	com.dynatrace.diagnostics.plugin.SignalGenerator_3.0.1.1592.jar
License	dynaTrace BSD
Support	Not Supported
Screenshots	<p>Deploy and activate the Plugin</p>  <p>Configure the Measure created by the Signal Generator</p>  <p>View Measure in your favorite Chart</p> 
Install Description	<ol style="list-style-type: none"> 1) Download the plugin to the dynaTrace Client's machine. 2) Access the dynaTrace Server preferences via the dynaTrace Client. 3) Click on "Import JAR..." and point to the plugin. 4) Activate the plugin and create Monitors as you like.